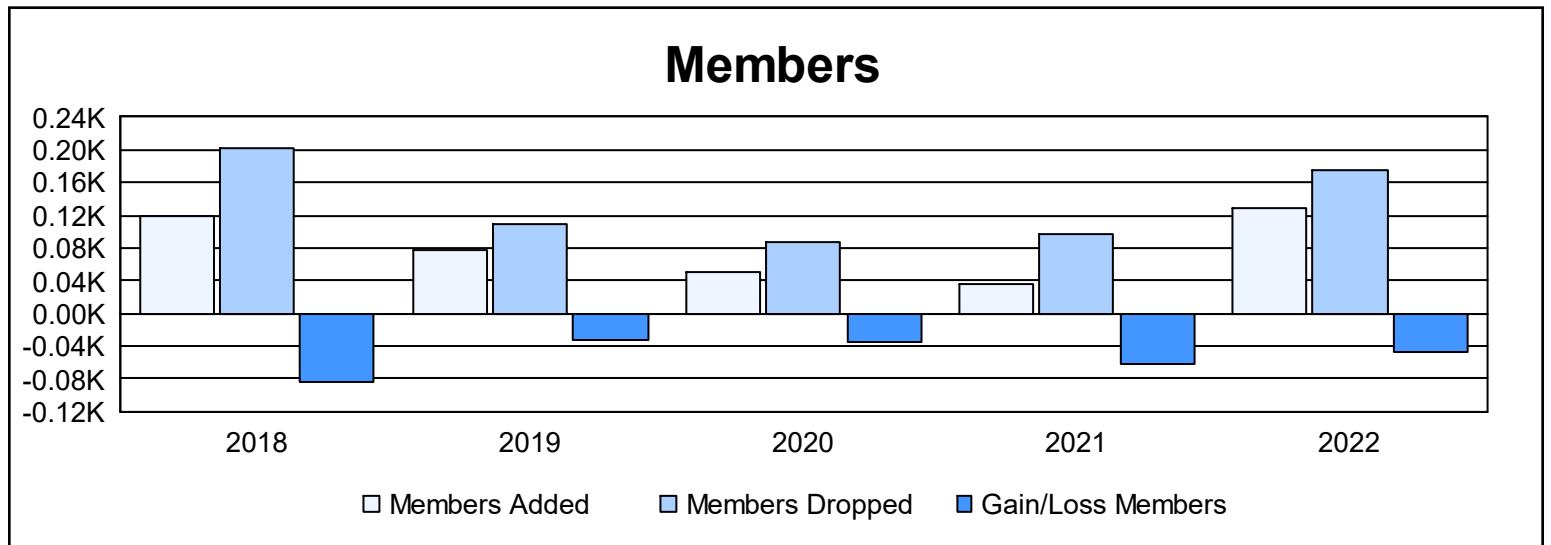
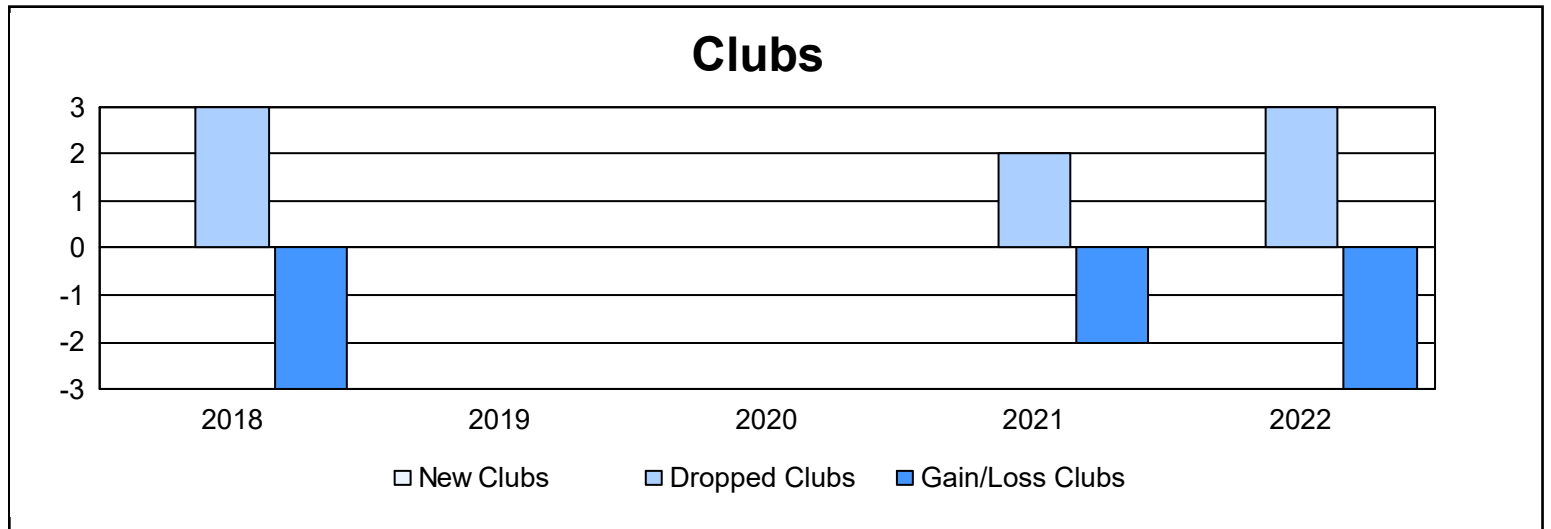
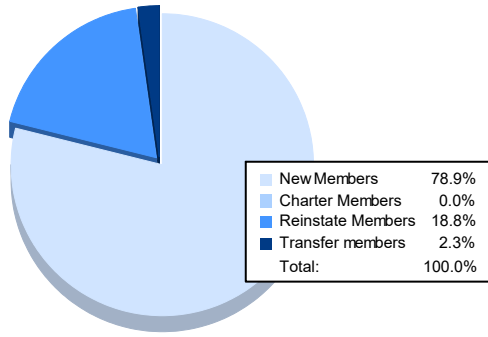


Year	New Clubs	Dropped Clubs	Gain/ Loss Clubs	New Members	Charter Members	Reinstate Members	Transfer Members	Total Member Added	Total Members Dropped	Gain/ Loss Members
2017-2018	0	3	-3	110	0	2	8	120	203	-83
2018-2019	0	0	0	64	0	2	12	78	110	-32
2019-2020	0	0	0	45	0	1	5	51	86	-35
2020-2021	0	2	-2	28	0	2	5	35	97	-62
2021-2022	0	3	-3	101	0	24	3	128	176	-48
<b>Average</b>	<b>0</b>	<b>2</b>	<b>-2</b>	<b>70</b>	<b>0</b>	<b>6</b>	<b>7</b>	<b>82</b>	<b>134</b>	<b>-52</b>



### Membership Composition June 2022 Cumulative



### Gender Composition June 2022 Cumulative

